



your step-by-step OceanReady® guide

Prepare for your Princess® cruise

Your cruise journey has begun! First step – preparation (so your first day is smooth sailing).



Step One:

Log into the MedallionClass® App and scroll down to view the OceanReady® Profile.



Step Two:

From the OceanReady® Profile select the Travel Checklist.



Step Three:

Here you can navigate through the checklist to prepare for your sailing.



Step Four:

Let's begin with Personal Information and Documents by clicking the menu item highlight below.



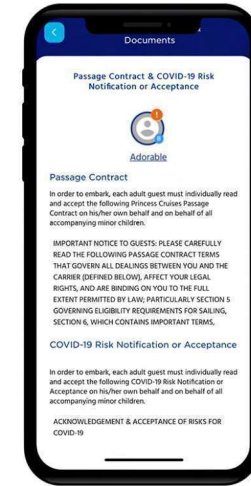
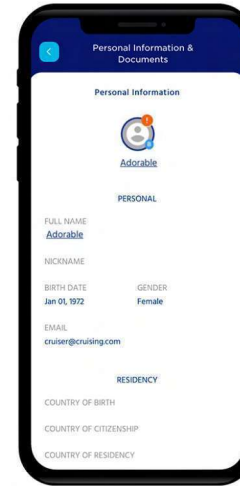
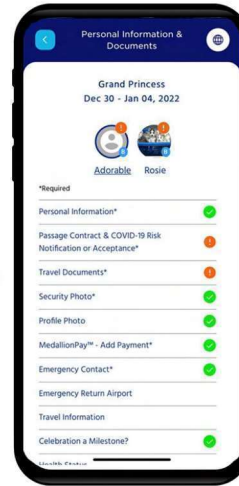
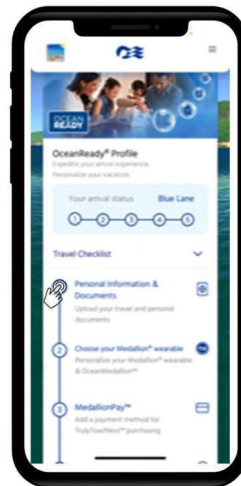
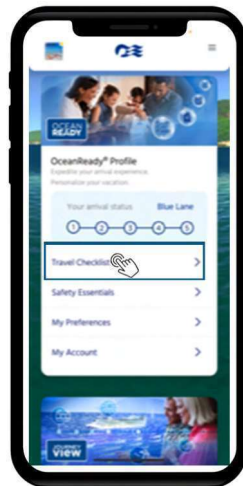
Step Five:

Here you will enter all required info including Residency.



Step Six:

Next you will need to review and accept the Passage Contract & COVID-19 Risk Acceptance.



Scan Here to
Download the
MedallionClass App



your step-by-step OceanReady® guide

Prepare for your Princess® cruise

Your cruise journey has begun! First stop – preparation (so your first day is smooth sailing).



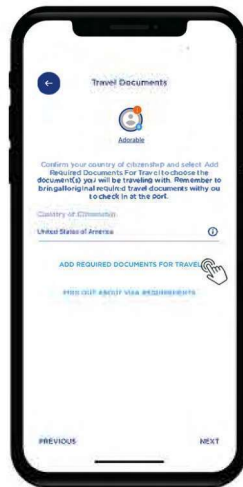
Step Seven:

Next you will check the boxes for Passage Contract & COVID-19 Risk Acceptance and click to 'Accept' to move to the next step



Step Eight:

Travel Documents: Once you confirm your country of citizenship you can add the required Travel Documents.



Step Nine:

Depending on the requirement for your sailing, you will select the appropriate form of documentation.



Step Ten:

To input your Passport information you will select 'Scan Document'



Step Eleven:

Making sure your Passport is flat on the table you can tap 'I'm Ready' to scan.



Step Twelve:

Next you will add or take your security photo.





your step-by-step OceanReady® guide

Prepare for your Princess® cruise

Your cruise journey has begun! First stop – preparation (so your first day is smooth sailing).



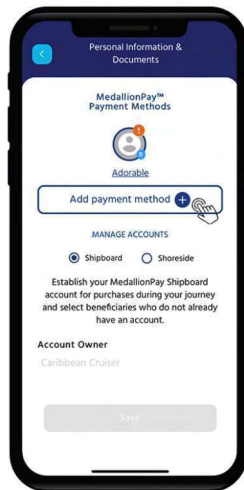
Step Thirteen:

You can click the edit icon to set your Profile Photo




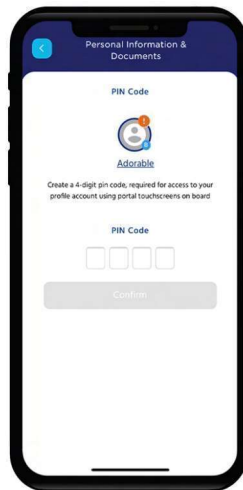
Step Fourteen:

Next you can set up your payment method for both onboard and ashore



Step Fifteen:

Finally you will be asked to set up your required 4-digit PIN so you will be able to view your account at the portals onboard



Please click on the link below for the most recent health protocols on Princess.com

[Cruise Health - Frequently Asked Questions](#)

see you soon!

